



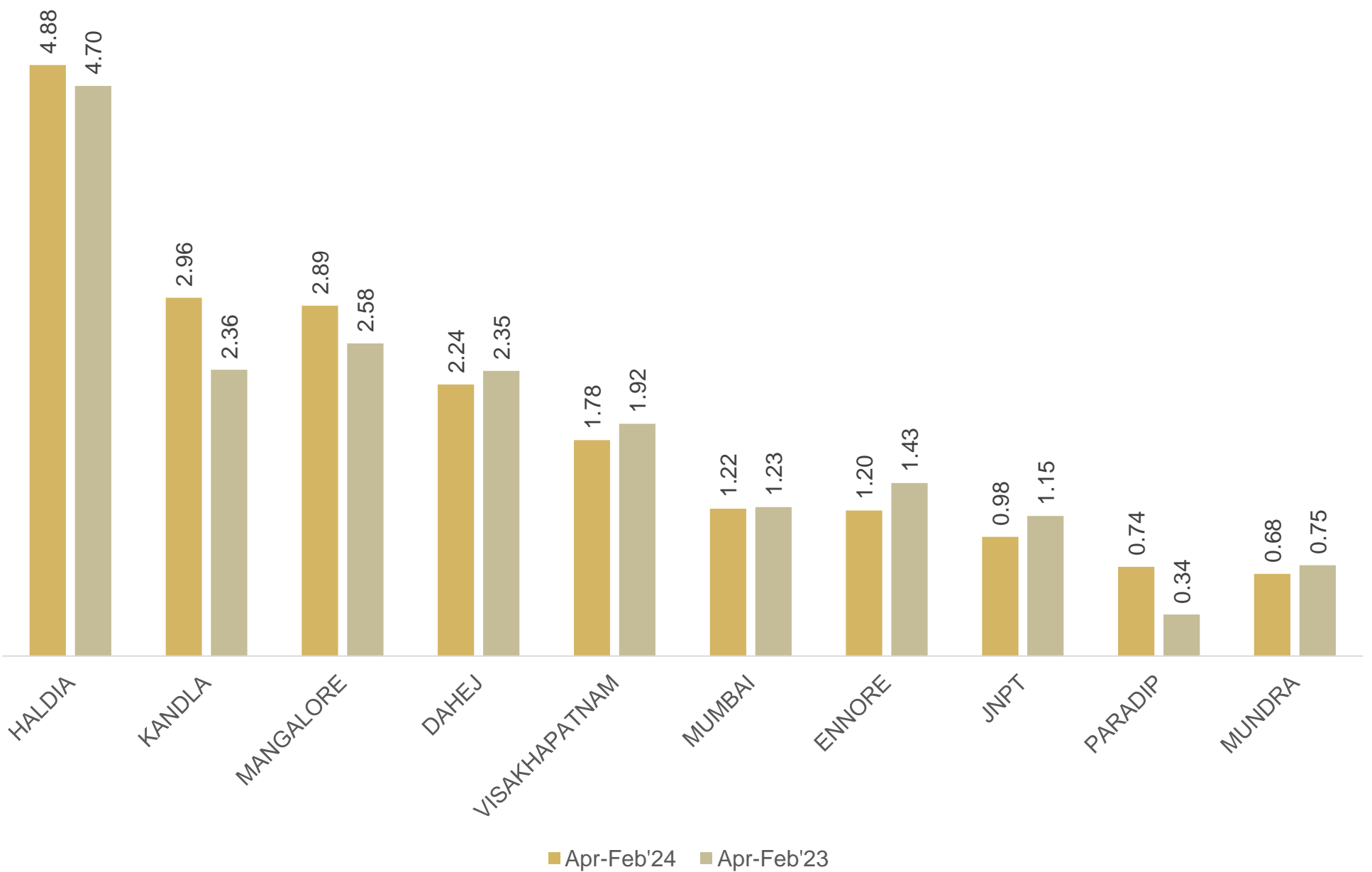
**LIQUID
GASES
UPDATE
MARCH
2024**



PORT ANALYSIS LPG

- India's Apr'23-Feb'24 LPG imports were around 22.02 MMT, showing an increase of 5.72% since Apr'22-Feb'23 and saw an increase of 0.99% at 2.06 MMT in Feb'24 compared to Feb'23.
- Haldia port saw highest traffic of LPG imports at 4.88 MMT with Kandla port being the second highest at 2.96 MMT in the period of Apr'23-Feb'24.
- Total Consumption of LPG for the month of Apr'23-Feb'24 was 22.63 MMT.

**Top 10 Port-wise Imports of LPG in India
(Qty in MMT)**

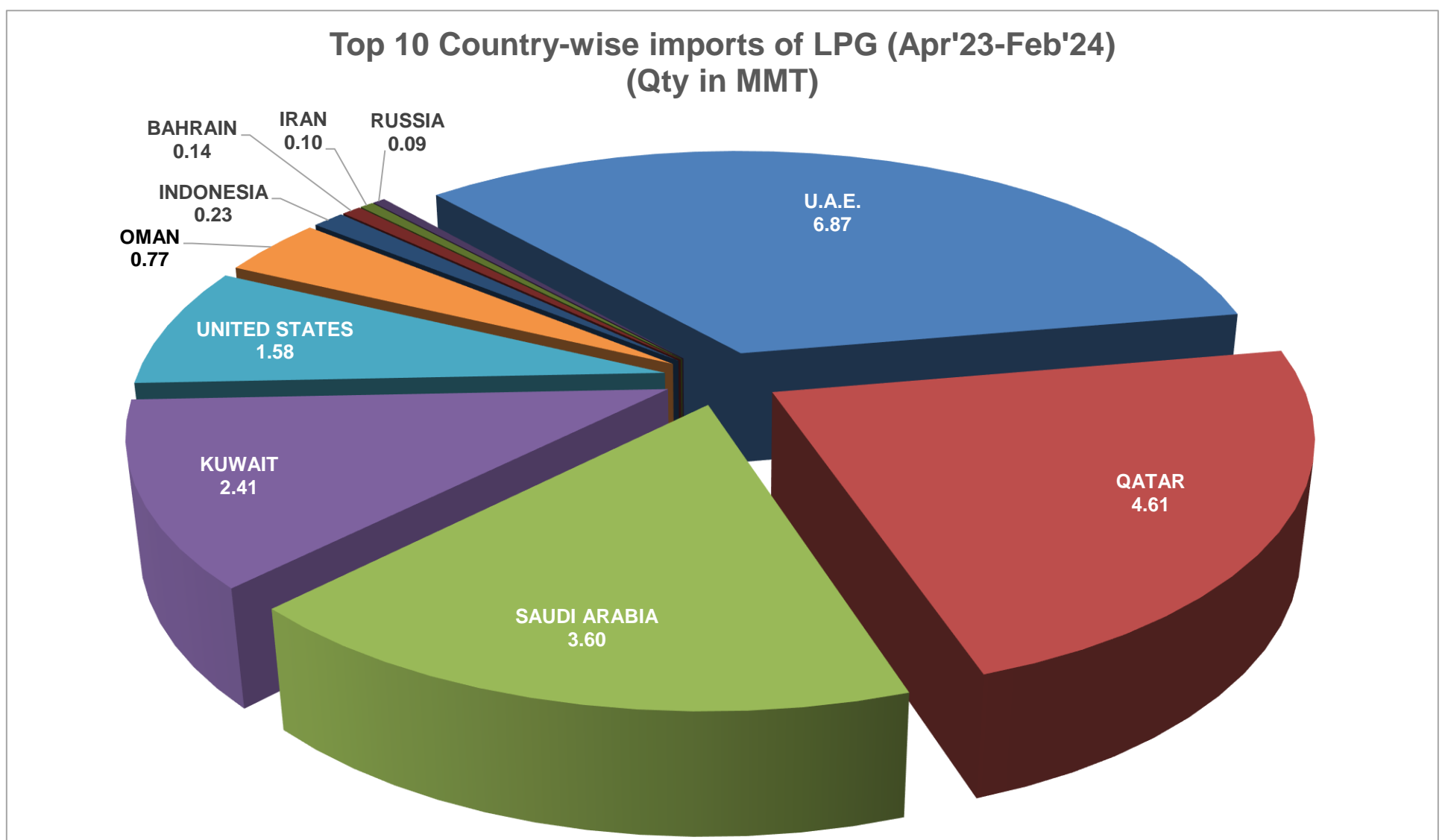


Major Importers of LPG

- Indian Oil Corp. Ltd. imported the highest amount of LPG at 7.65 MMT in the period of Apr'23-Feb'24.

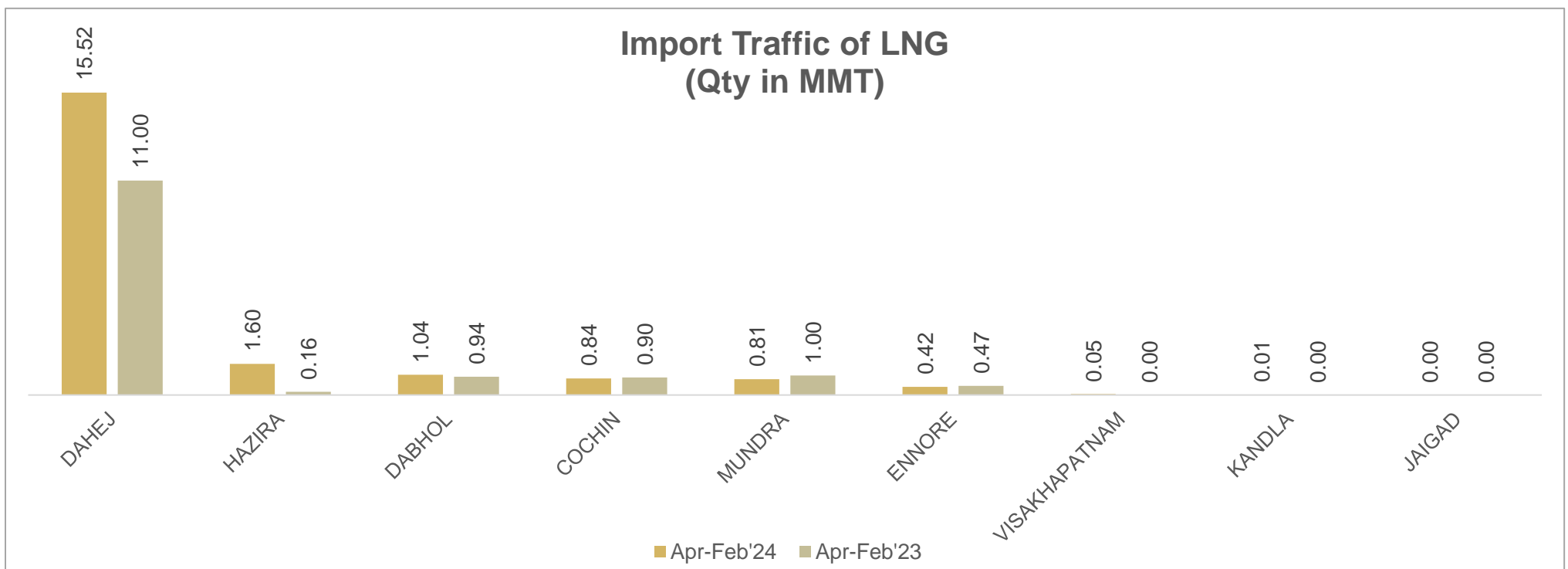
Top 10 Importers of LPG	Qty In MMT
INDIAN OIL CORP. LTD.	7.65
HINDUSTAN PETROLEUM CORP. LTD.	4.87
BHARAT PETROLEUM CORP. LTD.	3.88
RELIANCE INDUS. LTD.	1.34
INDIAN FARMERS FERTILIZERS CO OP LTD.	0.73
COROMANDEL	0.51
PARADIP PHOSPHATES LTD.	0.35
AEGIS LOGISTICS LTD.	0.29
CHEMPLAST CUDDALORE VINYLs LTD.	0.25
CONFIDENCE PETROLEUM INDIA LTD.	0.24
GRAND TOTAL	22.02

- The highest imports of LPG in Apr'23-Feb'24 came from U.A.E at 6.87 MMT



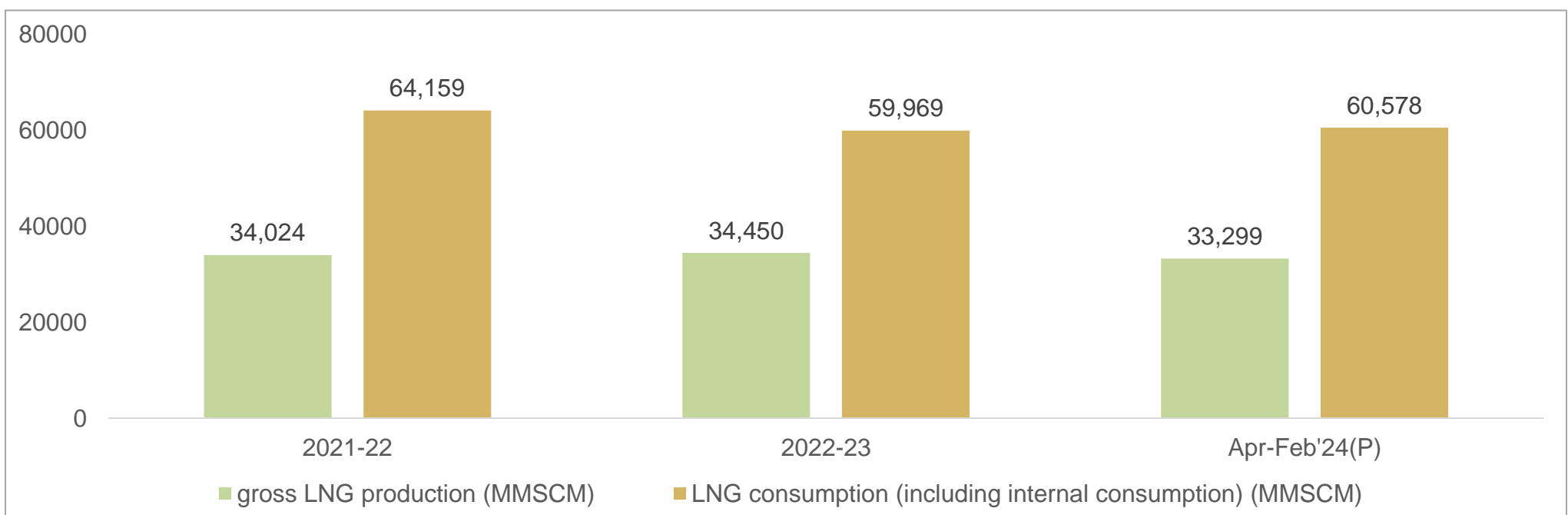
PORT ANALYSIS LNG

- India's Apr'23-Feb'24 LNG imports were around 20.28 MMT and in Feb'24 it was 1.97 MMT.
- Dahej port saw highest traffic of LNG imports at 15.52 MMT with Hazira port being the second highest at 1.50 MMT in Apr'23-Feb'24.



Existing LNG Terminals			
Location	Promoters	Capacity as on 01.03.2024	% Capacity utilization (April-Jan'23)
Dahej	Petronet LNG Ltd (PLL)	17.5 MMTPA	95.3
Hazira	Shell Energy India Pvt. Ltd	5.2 MMTPA	32.6
Dabhol	Konkan LNG Limited	*5 MMTPA	39.4
Kochi	Petronet LNG Ltd (PLL)	5 MMTPA	20.6
Ennore	Indian Oil LNG Pvt Ltd	5 MMTPA	17.5
Mundra	GSPC LNG Limited	5 MMTPA	12.2
Dhamra	Adani Total Private Limited	5 MMTPA	24.6
Total Capacity		47.7 MMTPA	

Source: PPAC



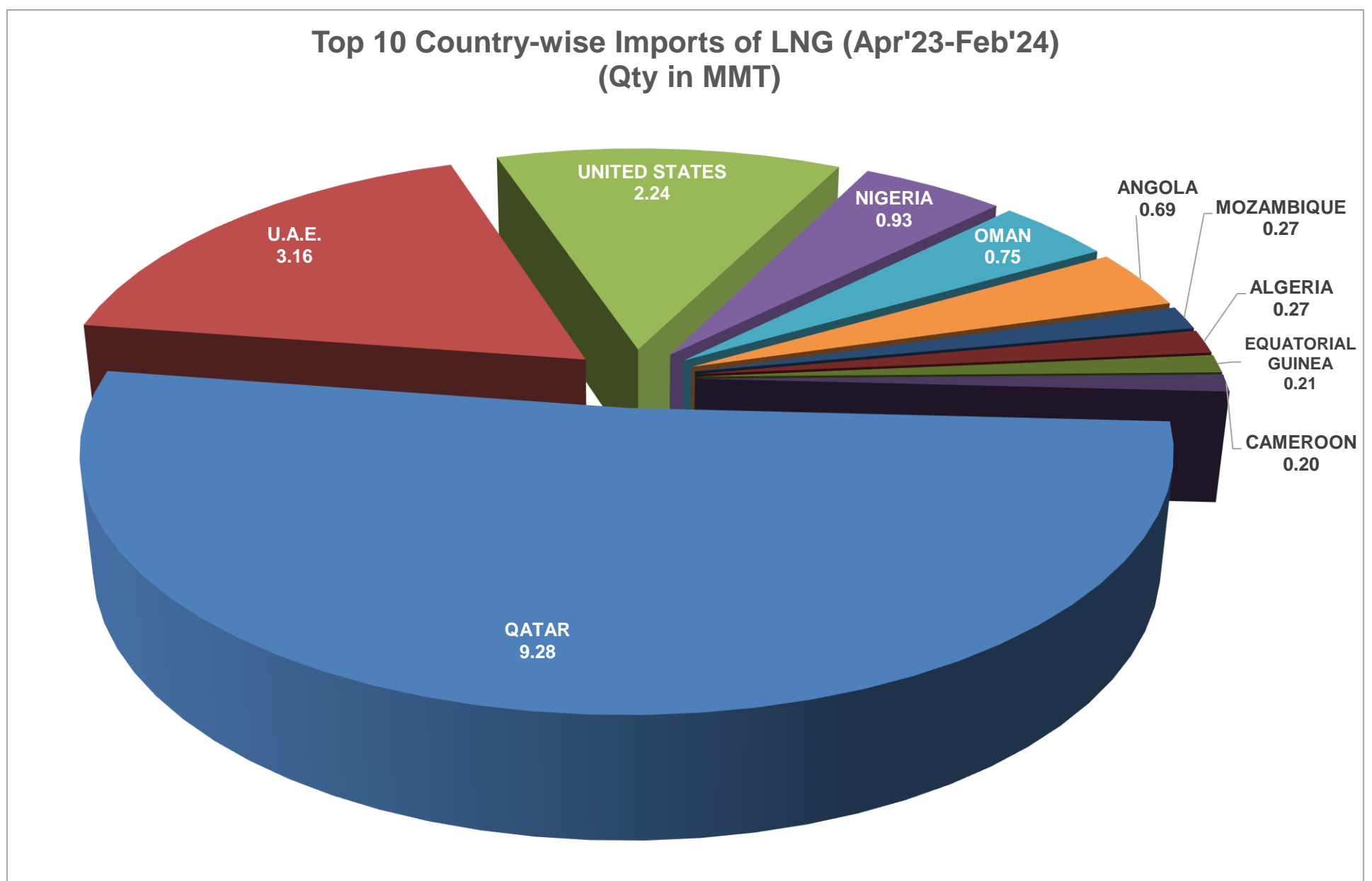
Source: PPAC

Major Importers of LNG

- Petronet LNG Ltd. imported the highest amount of LNG at 8.35 MMT in Apr'23-Feb'24.

Top 10 Importers Of LNG (Apr'23-Feb'24)	Qty in MMT
PETRONET LNG LTD.	8.35
GAIL INDIA LTD.	5.97
INDIAN OIL CORP. LTD.	1.63
GSPC GROUP	1.32
BHARAT PETROLEUM COPR. LTD.	0.64
TORRENT POWER LTD.	0.52
GUJARAT PETROLEUM CORP. LTD.	0.20
ATPL	0.12
ARCELORMITTAL NIPPON STEEL INDIA LTD.	0.08
GUNVOR SINGAPORE PTE LTD.	0.06
GRAND TOTAL	20.28

- The highest imports of LNG came from QATAR at 9.28 MMT in Apr'23-Feb'24.





India prepares to start new LNG import terminal as demand rises

- Gujarat State Petroleum Corp. has issued a tender to purchase the inaugural shipment for India's latest liquefied natural gas (LNG) terminal, the Chhara terminal. Situated in Gujarat state and developed by Hindustan Petroleum Corp., this terminal has a capacity to import 5 million tons per year of LNG.
- India aims to significantly boost its consumption of LNG throughout this decade, with the goal of increasing the share of natural gas in its energy mix to 15% by 2030, up from the current 7%. This initiative aligns with efforts to reduce reliance on dirtier fossil fuels like coal and oil, in line with broader environmental and energy security objectives.
- With the addition of the Chhara terminal and Swan Energy Ltd.'s Jafrabad import facility, India is expanding its LNG import capacity. Currently, the country imports LNG through seven terminals, and the commencement of operations at these new facilities will further enhance India's ability to meet its growing energy demands while transitioning towards cleaner energy sources.

Source: Money Control

OTHER REPORTS FOR MARCH 2024

- » J. M. BAXI & CO. Monthly Agri Products Update
- » J. M. BAXI & CO. Monthly Automotive Logistics Update
- » J. M. BAXI & CO. Monthly Cement Update
- » J. M. BAXI & CO. Monthly Chemical Update
- » J. M. BAXI & CO. Monthly Coal Update
- » J. M. BAXI & CO. Monthly Container Update
- » J. M. BAXI & CO. Monthly Cruise Shipping Update
- » J. M. BAXI & CO. Monthly Veg Oil Update
- » J. M. BAXI & CO. Monthly Fertilizer Update
- » J. M. BAXI & CO. Monthly LNG & LPG Update
- » J. M. BAXI & CO. Monthly Mineral and Metal Update
- » J. M. BAXI & CO. Monthly Oil and Petroleum Update
- » J. M. BAXI & CO. Monthly Port Update
- » J. M. BAXI & CO. Monthly Project Cargo Update
- » J. M. BAXI & CO. Monthly Seafarers Insights
- » J. M. BAXI & CO. Monthly Steel Update

Research Cell,

J. M. BAXI & CO., Godrej Coliseum, Office No. 801, 8th floor, "C" wing, Behind Everard Nagar, Off. Somaiya Road, Sion. Mumbai - 400022 INDIA.

Contact Details,

Telephone: 022 61077100 Ext 161/145,
Mobile: 091-7506004224 / 7045659111,
Mail: shwetalk@jmbaxi.com
Website: www.jmbaxico.com